

Nils Nilsson

KING OF THE DICE

1/18
A115152



QUS
JBATS

A tricky dice game
for 2 - 5 players
for 8 years and up

HABA®

YOU'RE FINALLY A KING! All your dreams have been fulfilled. You sit content in your castle and look out over your wonderful kingdom. Green meadows, rolling fields, high mountains and clear rivers stretch as far as your eyes can see... but one thing is missing from your kingdom: citizens! So you announce the merits of the kingdom all over the country – in the rich cities, to the crazy gnomes in their workshops, to the dwarves in their deep mines, and also to the orcs, fairies and the sorcerer's apprentices.

But the citizens aren't easily convinced; after all there are also other kings trying to win them over. That's why you need skill and luck with the dice to entice the best citizens to your kingdom. But watch out for scoundrels and dragons. Otherwise your thriving kingdom will soon be a wretched wasteland, and you'll have to watch as someone else is crowned King of the Dice.

CONTENTS

6 dice, 65 game cards (15 village cards, 10 penalty cards and 40 citizen cards),
1 set of instructions

GAME SETUP

Sort the game cards into village, penalty and citizen cards. The different game cards have different backs. This makes them easier to sort.



village cards



penalty cards



citizen cards

- Sort the village cards into 5 stacks according to the color on the front. In each of these stacks the card with the number value 4 should be on the bottom, then the card with 3 and on top the card with 2. Now the village cards must be sorted according to the sequence shown:



- Shuffle all the citizen cards and place them as a **face-down** draw pile to the bottom left of the row of village cards. Take the first five citizen cards from the draw pile and place them face-up from left to right underneath the village cards.
- Shuffle the penalty cards and place them a **little further away** as a **face-up** pile to the right of the citizen cards. To the left of the penalty cards there is space for the discard pile. Get the dice ready.



HOW TO PLAY

Play in a clockwise direction. The oldest king has the honor of being the starting player.

a player's turn consists of 3 steps:

1. Roll the dice

2 a. Acquire new citizens (+ possibly establish a new village) or b. Take a penalty card

3. Fill up the row of cards

1. Roll the dice

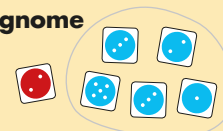
Take the six dice and try to roll them to claim one of the face-up citizen cards – ideally one with the highest possible number of victory points. The victory points that a card is worth are listed in the top left corner of the card. The following rules apply when rolling the dice:

- You may roll a maximum of three times.
- After each roll you may put as many dice as you like aside and roll again with the remaining dice.
- You may also decide to reroll dice that were set aside earlier.
- After the third roll the number of points will be added together. You may stop and count the number of points earlier if desired.

2a. Acquire new citizens

If you can fulfil the conditions of one of the face-up citizen cards with your dice result then you may take this card. If you can fulfil the conditions of multiple cards then you must decide on one of them. The cards that you collect during the game are collected face-up in front of you, in your **kingdom pile**.

For example: **Crazy gnome**



The number of dice pictured on the card, need to be the color shown

The requirements of all citizen cards can be found in the card overview at the end of the instructions.

Establish a new village

For your kingdom to be successful you not only need to attract lots of citizens, but also establish new villages. If there is a citizen card that you can fulfil the requirements for underneath a village card of the **same color** then you can take the top village card as well as the citizen card. Both are placed face-up on your kingdom pile. The village card is placed under the citizen card.



2b. Take penalty card (Scoundrel)

Does your dice result not let you fulfil the requirements of any of the face-up citizen cards? Then you need to take the top **penalty card** and place it on your kingdom pile. The minus points listed on the scoundrel will be deducted from your victory points at the end of the game. You must also place the right-most face-up citizen card face-down on the discard pile.



3. Fill up the row of cards

There is now one empty space in the row of face-up citizen cards. Move all cards left of the empty space one spot to the right, so that the empty space is now under the first village card pile. Place a new citizen card from the draw pile face-up in this space.



Warning: If you took a hypnotist (see description of **the hypnotist**) and an additional citizen card then the row of cards must be filled up with two new citizen cards.

You then pass the dice to the next player and your turn is over.

END OF THE GAME

The game ends as soon as one of you takes the last card from **one** of the following card stacks:

- Citizen draw pile
- Stack of penalty cards, or
- **One of the** stacks of village cards

Each player takes their kingdom pile and adds together their victory points. The appropriate minus points are deducted for scoundrels and dragons.

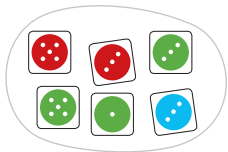
The person with the most victory points wins the game. If there is a tie the player with the least minus points on their cards wins.

CARD OVERVIEW



Rich snob

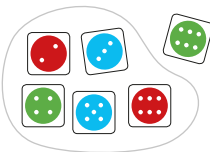
All six dice must show either even (⓪) or odd (Ⓛ) numbers.



Arrogant elf

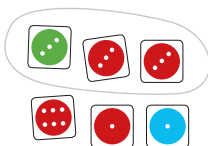
You must be able to create a run of numbers, on as many dice as pictured, i.e. the numbers rolled must be consecutive.

Effect: When it is your turn again and this card is on top of your kingdom pile then in this turn you may roll the dice four times instead of only three times. At the latest after the fourth roll, the number of points will be added together.




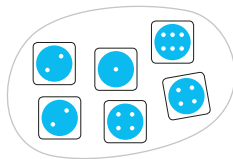
Grumpy dwarf

The number of dice pictured on the card needs to show the pictured number.



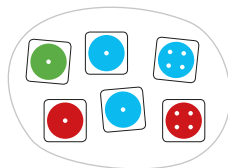
Crazy gnome

The number of dice on the card needs to show the pictured color.



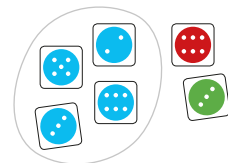
Cuddly orc

With your dice result you need to create the number pairs or groups: each symbol stands for a number of your choice. It should be noted that the different symbols may not be the same number. You can decide which number is represented by each symbol. The number of dice on the card show how many dice are needed.



Strange mushroom goblin

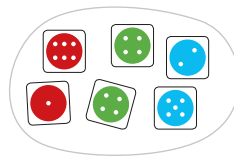
The number of dice on the card needs to show the pictured color. The player decides on the color. They do not need to decide on the color in advance.



Talented sorcerer's apprentice

The number of dice on the card needs to show the pictured colors.

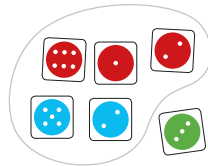
Effect: If you get this card you may take another turn once your turn is completed.



Busy fairy

The number of dice on the card needs to show the pictured colors.

Special points: The more fairy cards you collect, the more victory points you receive for each fairy card at the end of the game. For one fairy card you receive one victory point, for two fairy cards you receive two victory points **per** fairy card, and so on.

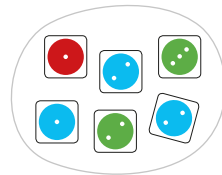




The hypnotist

The sum of all the dice may not add up to more than 12.

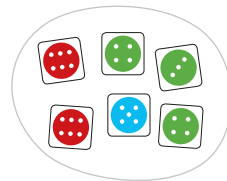
Effect: If you can take this card then as a bonus you may **also** take the citizen card (including the matching village card if applicable) that is located to the right of the hypnotist. If the hypnotist is to the very right of the row you do not receive an additional card.



Dragon

The sum of all 6 dice must be equal to or greater than the stated value.

Effect: If you take this card you must give it to one of the other players. They must place it face-up on their kingdom pile. At the end of the game the minus points will be deducted from this player's score.



WARNING:

CHOKING HAZARD -

Small parts. Not for children under 3 years.

Author: Nils Nilsson
Illustrator: Gus Batts
Redaction: Tim Rogasch

©HABA-Spiele Bad Rodach 2017, Art.-Nr. 303485